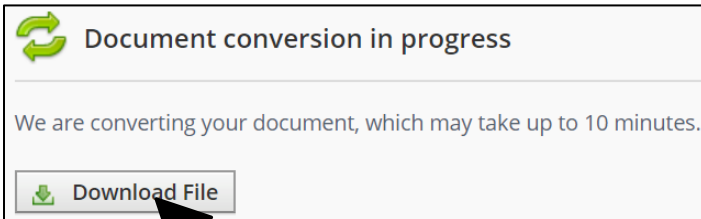


How to Open PowerPoint Presentations in Schoology

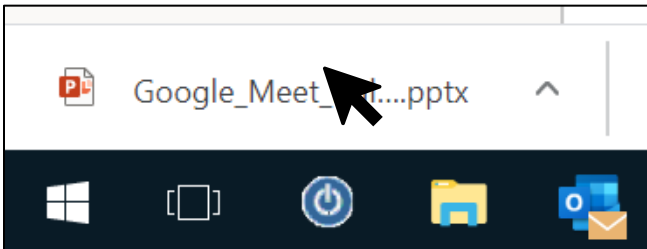
Open the course then click on the PowerPoint Presentation (file ends in .pptx)



Click on “Download File”




At the bottom of your screen, click on the downloaded file



When the presentation opens, click on the slide show icon at the bottom of the window



Use the arrow keys on your keyboard to move through the presentation



Press the escape key to exit the presentation

